



**MAPLE-BROWN ABBOTT**  
INVESTMENT MANAGERS SINCE 1984

**Maple-Brown Abbott Asian Equity Income Fund**  
**Institutional Euro | IE00B284YS39**  
**Monthly Factsheet – 30 June 2024**

This is a marketing communication. Please refer to the prospectus of Maple-Brown Abbott Funds plc as well as the supplement thereto and the Key Investor Information Document in respect of the Maple-Brown Abbott Asian Equity Income Fund (the “Fund”) before making any final investment decisions.

**Overview**

The Fund is an actively managed fund that invests in listed securities across Asia that we believe have sustainable and growing income streams and the potential for long-term capital growth. We believe one of the key identifiers of strong total returns of Asian equities is dividend growth. The Fund’s investment universe comprises companies across the Asian region with a market capitalisation typically above US\$1 billion dollars. To narrow the investment universe, we apply two distinct quantitative screening models to identify those companies with both the ability to pay a sustainable and attractive dividend stream, and the intention to reward shareholders with an attractive dividend profile going forward. The quantitative screens are complemented by bottom-up fundamental research, where we conduct detailed quantitative and qualitative analysis on select companies that have been identified from the two quantitative screens. This in-depth research includes detailed financial forecasts, meetings with company management and an assessment of management quality, industry structure and ESG factors. The Fund typically holds between 25–40 stocks. The Fund is a sub-fund of Maple-Brown Abbott Funds plc, an open-ended investment company with variable capital and segregated liability between sub-funds, incorporated in Ireland and authorised by the Central Bank of Ireland as an Undertaking for Collective Investment in Transferable Securities.

**Fund objective**

The Fund aims to deliver an attractive total return, after fees, over a five-year period whilst maintaining a dividend yield in excess of the Benchmark.

**Fund facts**

Fund launch <sup>1</sup>	19 Oct 2007
Share class launch <sup>1</sup>	19 Oct 2007
Fund Size (USD million)	22.7
Benchmark	MSCI All Countries Asia ex-Japan Net Index (US\$)
Base fund currency	USD
Share class currency	EUR
Minimum investment (USD million or EUR equivalent)	1,000,000
Initial charge <sup>2</sup>	Nil
Annual investment management fee <sup>3</sup>	0.75%
Total expense ratio <sup>4</sup>	1.00%
Share type	Accumulation
Sedol	BS284YS3
ISIN	IE00B284YS39
SFDR category <sup>5</sup>	Article 8
Investment philosophy	Value, active, bottom up
Portfolio manager	William Main and Howard Ho

**Performance since strategy change (%) <sup>6</sup>**

	1 month	3 months	1 year	Since 23 May 2022 p.a.
Fund <sup>7</sup>	4.3	3.6	16.0	7.6
Benchmark <sup>8</sup>	5.6	8.0	14.9	4.9

On 23 May 2022, the Fund’s name, investment objective and investment policies changed.

**Performance of share class (%) <sup>9</sup>**

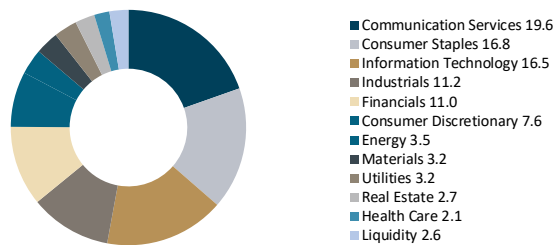
	1 month	3 months	1 year	3 years p.a.	4 years p.a.	5 years p.a.	10 years p.a.	Since launch 19 Oct 2007 p.a.
Fund <sup>10</sup>	4.3	3.6	16.0	1.8	9.9	4.8	6.5	5.4
Benchmark <sup>8</sup>	5.6	8.0	14.9	-2.5	5.2	4.8	6.8	4.5

Prior to the change in May 2022, the Fund was the Maple-Brown Abbott Asia ex-Japan Fund managed by the same investment team.

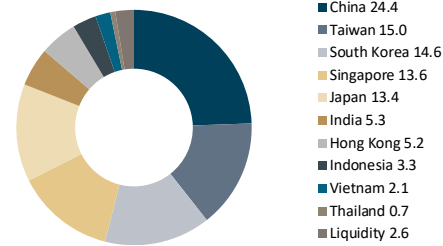
**Top 5 holdings (%)**

Security	Weighting
Taiwan Semiconductor Manufacturing Company	9.8
China Mobile	5.2
Samsung Electronics	4.5
Nippon Telegraph	4.3
Tencent Holdings	4.0

**Fund sector weight (%)**



**Fund country weight (%)**



For latest Fund commentary click here.

**Notes:**

- The Fund’s name, investment objective and investment policies changed on 23 May 2022.
- The Company reserves the right to impose “an anti-dilution levy” representing a provision for market spreads (the difference between the prices at which assets are valued and/or bought and sold), duties and charges and other dealing costs relating to the acquisition or disposal of assets and to preserve the value of the underlying assets of a Fund as a result of material net subscriptions or redemptions.
- The Investment Management Fee is a per annum percentage of the Net Asset Value of the Share Class. The fee payable to the Investment Manager will be calculated and accrued daily based on the daily Net Asset Value of the Shares and will be paid monthly in arrears.
- The total expense ratio (TER) figure is capped at 1.00% p.a. which includes the fee payable to Bridge Fund Management Limited (the “Manager”). The charges exclude portfolio transaction costs. Any amount above 1.00% p.a. will be paid by Maple-Brown Abbott Limited (the “Investment Manager”). The current TER quoted above is as at 30 June 2024.
- Article 8: Products promote environmental or social characteristics and promote good governance practices. Categorized based on the EU Sustainable Finance Disclosure Regulation (SFDR). For more information please visit <https://www.maple-brownabbott.com/our-approach-to-sustainability-risk>.
- Past performance is not a reliable indicator of future performance. Source: Maple-Brown Abbott Ltd, MSCI as at 30 June 2024.
- The Fund’s performance is based on the movement in net asset value per share and is before tax and after all fees and charges. Tax credits are not included in the performance figures. Fund performance is the performance of the share class since strategy change, shown net of fees including re-invested dividends in the base currency of the share class. Performance can go up as well as down, and investors may lose some or all of their capital. Returns and fund costs may increase or decrease as a result of currency and exchange rate fluctuations.
- MSCI All Countries Asia ex-Japan Net Index (in relevant currency).
- Performance was achieved under circumstances that no longer apply as the Fund’s name, investment objective and investment policies changed on 23 May 2022.
- The Fund’s performance is based on the movement in net asset value per share and is before tax and after all fees and charges. Tax credits are not included in the performance figures. Fund performance is the performance of the share class since its inception, shown net of fees including re-invested dividends in the base currency of the share class. Performance can go up as well as down, and investors may lose some or all of their capital. Returns and fund costs may increase or decrease as a result of currency and exchange rate fluctuations.

**Want to find out more?**

**Simon Beram**

**T +61 2 8226 6231**

**E [sberam@maple-brownabbott.com](mailto:sberam@maple-brownabbott.com)**

**W [maple-brownabbott.com](http://maple-brownabbott.com)**

Signatory of:



# Maple-Brown Abbott Asian Equity Income Fund

## Institutional Euro | IE00B284YS39

### Monthly Factsheet – 30 June 2024

#### Dividend yield <sup>11</sup>

	Fund
Fund	4.8
Benchmark	2.6


#### Risk measures

	Fund	Benchmark
Daily volatility <sup>11</sup>	8.4	13.6
Beta <sup>12</sup>	0.8	

#### Risk and reward profile

◀ Lower risk  
Typically lower rewards

Higher risk  
Typically higher rewards ▶



The risk indicator for the share class and has been created using historical data and may not be a reliable indication for the future risk profile of the share class or the Fund. The risk category shown is not guaranteed and may change over time. The lowest category does not mean risk free. The share class has been rated a six because the securities and instruments to which the share class is exposed to and in which the Fund invests are subject to normal market fluctuations and other risks associated with investing in such investments and no guarantee can be given that their value will appreciate.

Materially relevant risks not adequately captured by the risk indicator include:

**Emerging market risk:** A significant portion of the Fund's assets may be invested in emerging markets which may have additional potential risks including lower regulatory standards, less developed settlement systems and economic and

political instability.

**Market risk:** Some of the Recognized Exchanges in which a Fund may invest may be less well-regulated than those in developed markets and may prove to be illiquid, insufficiently liquid or highly volatile from time to time. This may affect the price at which a Fund may liquidate positions to meet redemption requests or other funding requirements.

**International investment risk:** The risk that changes in foreign exchange controls, imposition of confiscatory and withholding taxes, changes in government or economic monetary policy, appropriation of assets, political or economic instability, less rigorous financial reporting or auditing standards, potential difficulties enforcing rights and contractual obligations, and extended settlement periods have an adverse effect on the value of an investment.

**Currency risk:** We invest in a number of countries. If the value of their currencies changes relative to other currencies in the Fund, the value of the investment can change.

**Liquidity risk:** The Fund has the flexibility to invest a small portion of the portfolios capital in securities or investments that are not listed or rated and consequently liquidity in these investments may be lower.

**Sustainability risk:** The Fund's integration of sustainability risks in the investment decision process may have the effect of excluding profitable investments from the investment universe of the Fund and may cause the Fund to sell investments that will continue to perform well. A sustainability risk could materialise due to an environmental, social or governance event or condition which may impact the Fund's investments and negatively affect the returns of the Fund.

**Counterparty risk.** The Fund may be exposed to a credit risk in relation to the counterparties with whom they transact or place margin or collateral in respect of transactions in financial derivative instruments and may bear the risk of counterparty default.

For a more detailed explanation of these and other risks, please refer to the "Risk Factors" section of the Prospectus and Supplement for the Fund.

#### Notes:

11 The dividend yields shown for the Fund are our own forecasts for the 12 month period ending 30 June 2025 of the weighted average dividend yields of the underlying companies held by the Fund as at 30 June 2024. The dividend yields shown for the Benchmark are forecasts for the 12 month period ending 30 June 2025 and are sourced from FactSet. The dividend yields shown for the Fund and the Benchmark do not represent actual results. These figures are estimates only and are based on certain assumptions (including estimated earnings and payout ratios for each of the companies) which may be inaccurate or impacted by unknown risks or unanticipated changes in market conditions. The dividend yields shown above for the Fund and the Benchmark are not guaranteed to occur. Actual outcomes may vary in a materially positive or negative manner.

12 Volatility is from 13 July 2022. The volatility is calculated for both the Fund and Benchmark. Volatility calculation is annualised and is the standard deviation of daily returns.

12 Source: UBS as at 30 June 2024.

#### Important benchmark information

The Fund is considered to be actively managed as the Fund seeks to outperform the Benchmark. The Fund may hold securities not held by the Benchmark, but the majority of the Fund's securities are likely to be components of the Benchmark with a divergence in security and sector weightings as the Investment Manager uses its discretion to take advantage of investment opportunities. The investment strategy and geographic focus of the Fund will restrict the extent to which the Fund's holdings may deviate from the Benchmark.

#### Disclaimer

This marketing communication is prepared by Maple-Brown Abbott Limited (ABN 73 001 208 564, Australian Financial Services Licence No. 237296) ("Maple-Brown Abbott") on behalf of Maple-Brown Abbott Funds plc (the "UCITS"), an open-ended investment company with variable capital and segregated liability between sub-funds, incorporated in Ireland and authorised by the Central Bank of Ireland as an Undertaking for Collective Investment in Transferable Securities. The Maple-Brown Abbott Asian Equity Income Fund (the "Fund") is a sub-fund of the UCITS and Maple-Brown Abbott is the UCITS' discretionary investment manager and distributor. The Manager of the UCITS is BridgeFund Management Limited ("Manager"). The material in this marketing communication is solely for marketing purposes and is not sufficient to make an investment decision. This marketing communication is not contractually binding, nor required by any applicable laws and must therefore be read in conjunction with the prospectus of the UCITS ("Prospectus") as well as the supplement thereto and the Key Investor Information Document ("KIID") for the Fund, which contains material information not contained herein, including the terms of investment and information regarding investment risks and restrictions, fees and expenses and conflicts of interests. Potential investors should pay particular attention to the risk disclosures in the "Risk Factors" section of the Prospectus and supplement for the Fund. No assurance can be given that the Fund's investment objective will be achieved or that the Fund will generate a positive return. The information in this marketing communication is intended solely for professional investors in the jurisdictions in which the Fund is registered for sale and should not be relied upon for any purpose. The information contained in this marketing communication is not directed at any person in any jurisdiction where the publication or availability of the information is prohibited or restricted by law. Information in this marketing communication is for information purposes only and does not constitute an offer or solicitation by anyone in any jurisdiction. Nothing contained in the marketing communication constitutes financial, legal, tax or other advice of any kind. This marketing communication is not, and must not be treated as, investment advice, investment recommendations, or investment research. Before making any investment decision, you should seek independent investment, legal, tax, accounting or other professional advice as appropriate. The Fund's performance is based on the movement in net asset value per share plus dividends (where applicable) and is before tax and after all fees and charges. Tax credits are not included in the performance figures. Past performance may not be a reliable guide to future performance and prices for shares in the UCITS may fall as well as rise. An investment in the Fund does not represent an investment in, deposit with, or other liability of Maple-Brown Abbott, and is subject to investment risk, including possible delays in repayment and loss of income and principal invested. Neither Maple-Brown Abbott, the UCITS, the Manager nor any of their respective delegates, appointed service providers or other related parties, nor their respective directors or employees make any representation or give any guarantee as to the return of capital, performance, any specific rate of return, or the income tax or other taxation consequences of, any investment. Any comments about individual stocks or other investments, or any forecasts or estimates, are not a recommendation to buy, sell or hold. Any views expressed on individual stocks or other investments are point in time views and may be based on certain assumptions and qualifications not set out in part or in full in this marketing communication. Information contained in the marketing communication that has not been derived directly from Maple-Brown Abbott has not been independently verified and may be subject to assumptions and qualifications of the relevant source and this marketing communication does not purport to provide a complete description of all or any such assumptions and qualifications. To the extent permitted by law, neither Maple-Brown Abbott, the UCITS, the Manager nor any of their respective delegates, appointed service providers or other related parties, nor their respective directors or employees, make any representation or warranty as to the accuracy, completeness, reasonableness or reliability of the information contained in this marketing communication, nor do they accept liability or responsibility for any losses, whether direct, indirect or consequential, relating to, or arising from, the use or reliance on any part of this marketing communication. Shares in the Fund are issued by the UCITS. Before making a decision whether to acquire, or to continue to hold an investment in the Fund, investors should obtain and consider the current Prospectus, as well as the supplement thereto and the KIID in respect of the Fund. A copy of the English versions of these documents is available at [maple-brownabbott.com](http://maple-brownabbott.com) or by calling +61 2 8226 6200 and may also be obtained from the Administrator or the Distributor upon request. Where required under national rules, the KIID will also be available in the local language of the relevant EEA Member State. This marketing communication and the information it contains is current as at 30 June 2024 and is subject to change at any time without notice.

A summary of investor rights associated with an investment in the UCITS shall be available in English [here](#).

A decision may be taken at any time to terminate the arrangements made for the marketing of the UCITS in any EEA Member State in which it is currently marketed. In such circumstances, Shareholders in the affected EEA Member State will be notified of this decision and will be provided with the opportunity to redeem their shareholding in the UCITS free of any charges or deductions for at least 30 working days from the date of such notification.

Douse Associates (registered in England under No. 10837002 and authorised and regulated by the Financial Conduct Authority) is authorised to distribute this marketing communication to certain UK investors. Hyde Park Investment International Limited (incorporated in Malta, company reference number C44733) is authorised to distribute this marketing communication to certain UK and EU investors.

#### Swiss investors

Important information for Swiss investors.

This is an advertising document.

The Prospectus, the articles of association and the annual and semi-annual reports of the UCITS are available only to Qualified Investors free of charge from the Swiss Representative.

In respect of the shares distributed in Switzerland to Qualified Investors, the place of performance is at the registered office of the Swiss Representative. The place of jurisdiction is at the registered office of the Swiss Representative or at the registered office or place of residence of the investor.

Swiss Representative: FIRST INDEPENDENT FUND SERVICES LTD, Klausstrasse 33, CH-8008 Zurich

Swiss Paying Agent: Helvetische Bank AG, Seefeldstrasse 215, CH-8008 Zurich

**MSCI:** The MSCI information may only be used for your internal use, may not be reproduced or disseminated in any form and may not be used as a basis for or a component of any financial instruments or products or indices. None of the MSCI information is intended to constitute investment advice or a recommendation to make (or refrain from making) any kind of investment decision and may not be relied on as such. Historical data and analysis should not be taken as an indication or guarantee of any future performance analysis, forecast or prediction. The MSCI information is provided on an "as is" basis and the user of this information assumes the entire risk of any use made of this information. MSCI, each of its affiliates and each other person involved in or related to compiling, computing or creating any MSCI information (collectively, the "MSCI Parties") expressly disclaims all warranties (including, without limitation, any warranties of originality, accuracy, completeness, timeliness, non-infringement, merchantability and fitness for a particular purpose) with respect to this information. Without limiting any of the foregoing, in no event shall any MSCI Party have any liability for any direct, indirect, special, incidental, punitive, consequential (including, without limitation, lost profits) or any other damages. ([www.msci.com](http://www.msci.com)).

#### Want to find out more?

Simon Beram

T +61 2 8226 6231

E [sberam@maple-brownabbott.com](mailto:sberam@maple-brownabbott.com)

W [maple-brownabbott.com](http://maple-brownabbott.com)

Signatory of:

